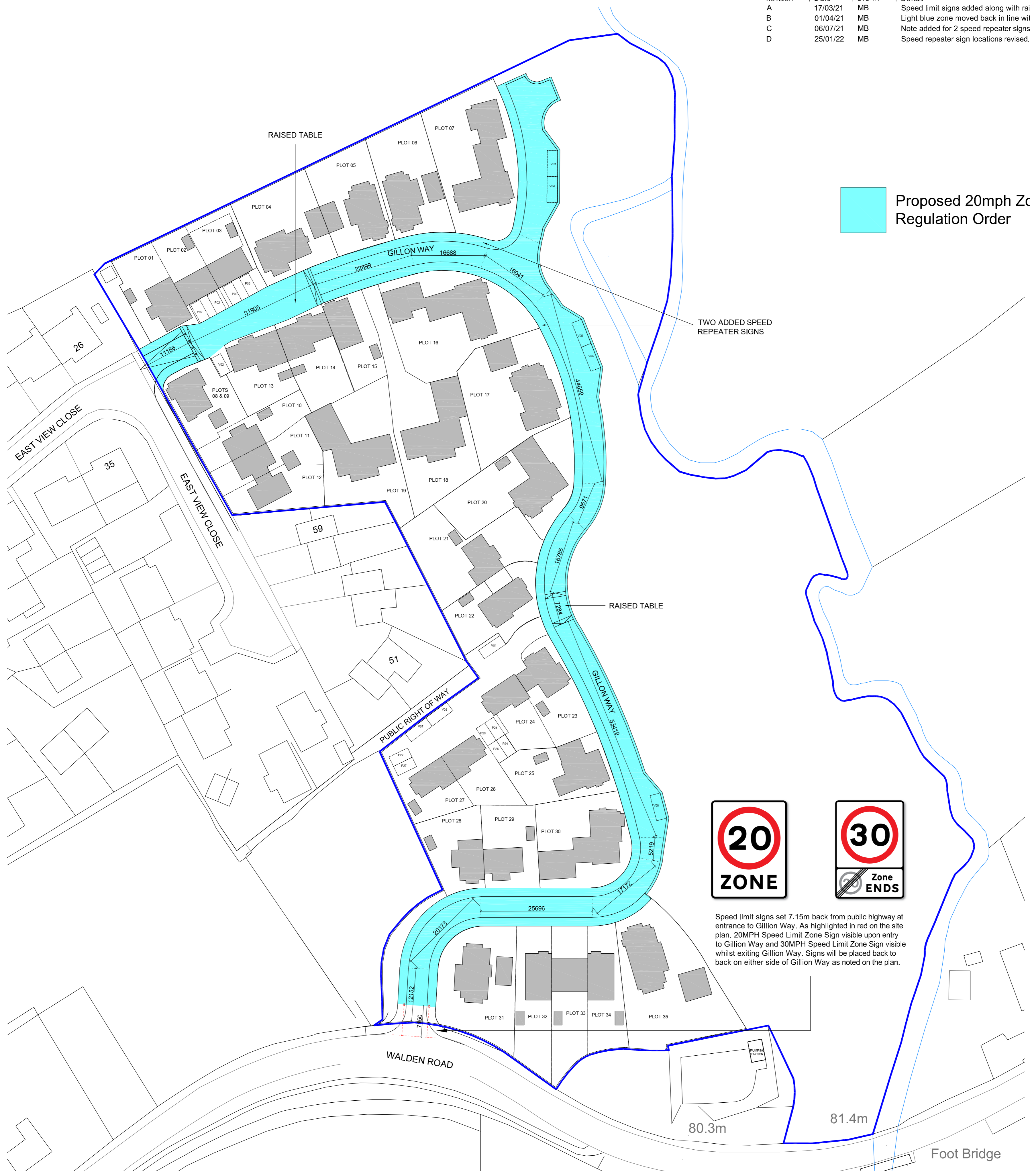



Revision	Date	Drawn	Details
A	17/03/21	MB	Speed limit signs added along with raised table notes.
B	01/04/21	MB	Light blue zone moved back in line with road entry speed signs.
C	06/07/21	MB	Note added for 2 speed repeater signs.
D	25/01/22	MB	Speed repeater sign locations revised.



 Proposed 20mph Zone Traffic Regulation Order




Speed limit signs set 7.15m back from public highway at entrance to Gillon Way. As highlighted in red on the site plan. 20MPH Speed Limit Zone Sign visible upon entry to Gillon Way and 30MPH Speed Limit Zone Sign visible whilst exiting Gillon Way. Signs will be placed back to back on either side of Gillon Way as noted on the plan.

Site Plan TRO - Traffic Regulation Order
Scale 1:500



Location Plan
Scale 1:5000



Client
WALDEN ROAD (RADWINTER) LLP
Job Title
PROPOSED DEVELOPMENT RADWINTER
Drawing Title
SITE PLAN - TRO
PROPOSED
Scale | Date | Drawn | Drawing Number
1:500 | 02/21 | MB | 680/A1/518 | D

snell david
Snell David Architects
Unit 1
Three Eastfields Avenue
Wandsworth
London
SW18 1GN
Tel: 020 8870 3335
e-mail: sda@snell-david.co.uk
web: www.snell-david.co.uk

This drawing is copyright and no portion should be used without consent. No dimensions are to be scaled off this drawing. All dimensions are to be verified on site.